

KEY FEATURES

- High power handling: 1.000 W program power
- 2,5" copper wire voice coil
- Malt Cross[®] Cooling System
- Low power compression losses
- High sensitivity: 97,5 dB (1W / 1m)
- Optimized pressed steel frame
- FEA optimized magnetic circuit
- Designed with MMSS technology for high control, linearity and low harmonic distortion. LSI optimized parameters
- Waterproof cone treatment on both sides of the cone
- Optimized for 2 or 3 way PA systems and line array applications

TECHNICAL SPECIFICATIONS

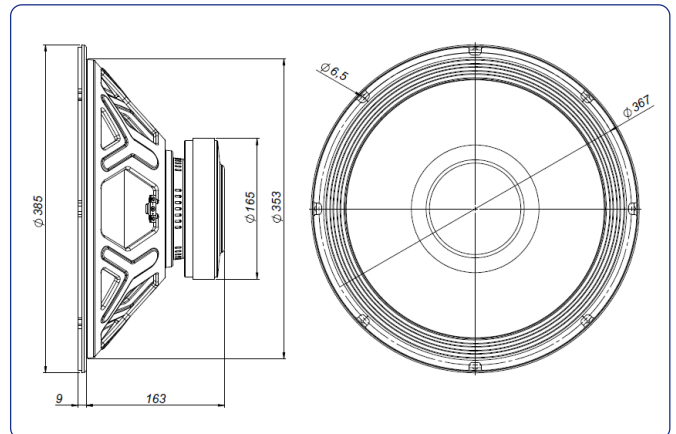
Nominal diameter	380 mm	15 in
Rated impedance		8 Ω
Minimum impedance		7,2 Ω
Power capacity*		500 W _{AES}
Program power		1.000 W
Sensitivity	97,5 dB	1W / 1m @ Z _N
Frequency range		50 - 4.000 Hz
Voice coil diameter	63,5 mm	2,5 in
BI factor		18 N/A
Moving mass		0,098 kg
Voice coil length		19,5 mm
Air gap height		9,5 mm
X _{damage} (peak to peak)		40 mm

THIELE-SMALL PARAMETERS**

Resonant frequency, f _s	46 Hz
D.C. Voice coil resistance, R _e	5,8 Ω
Mechanical Quality Factor, Q _{ms}	7,8
Electrical Quality Factor, Q _{es}	0,50
Total Quality Factor, Q _{ts}	0,48
Equivalent Air Volume to C _{ms} , V _{as}	133,5 l
Mechanical Compliance, C _{ms}	122 μm / N
Mechanical Resistance, R _{ms}	3,6 kg / s
Efficiency, η ₀	2,5 %
Effective Surface Area, S _d	0,088 m ²
Maximum Displacement, X _{max} ***	8 mm
Displacement Volume, V _d	704 cm ³
Voice Coil Inductance, L _e	1,1 mH



DIMENSION DRAWINGS



MOUNTING INFORMATION

Overall diameter	385 mm	15,15 in
Bolt circle diameter	367 mm	14,44 in
Baffle cutout diameter:		
- Front mount	353 mm	13,90 in
Depth	172 mm	6,77 in
Net weight	6,2 kg	13,7 lb
Shipping weight	7,2 kg	15,9 lb

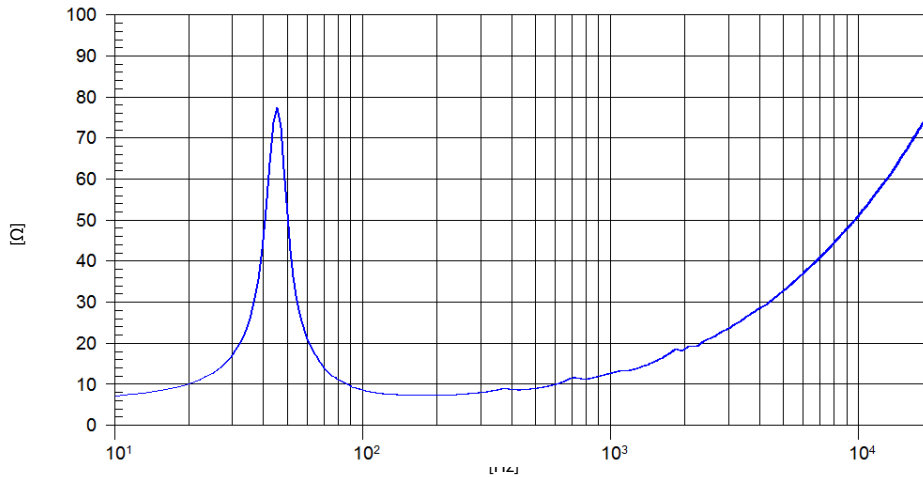
Notes:

* The power capacity is determined according to AES2-1984 (r2003) standard. Program power is defined as the transducer's ability to handle normal music program material.

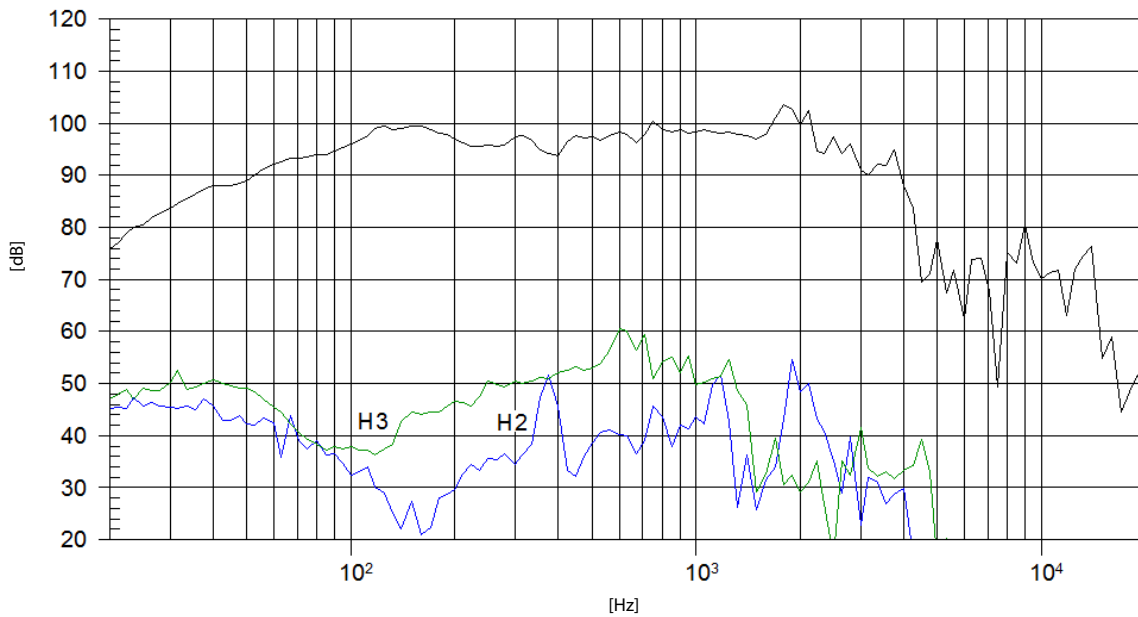
** T-S parameters are measured after an exercise period using a preconditioning power test. The measurements are carried out with a velocity-current laser transducer and will reflect the long term parameters (once the loudspeaker has been working for a short period of time).

*** The X_{max} is calculated as (L_{vc} - H_{ag})/2 + (H_{ag}/3,5), where L_{vc} is the voice coil length and H_{ag} is the air gap height.

FREE AIR IMPEDANCE CURVE



FREQUENCY RESPONSE AND DISTORTION



Note: On axis frequency response measured with loudspeaker standing on infinite baffle in anechoic chamber, 1W @ 1m